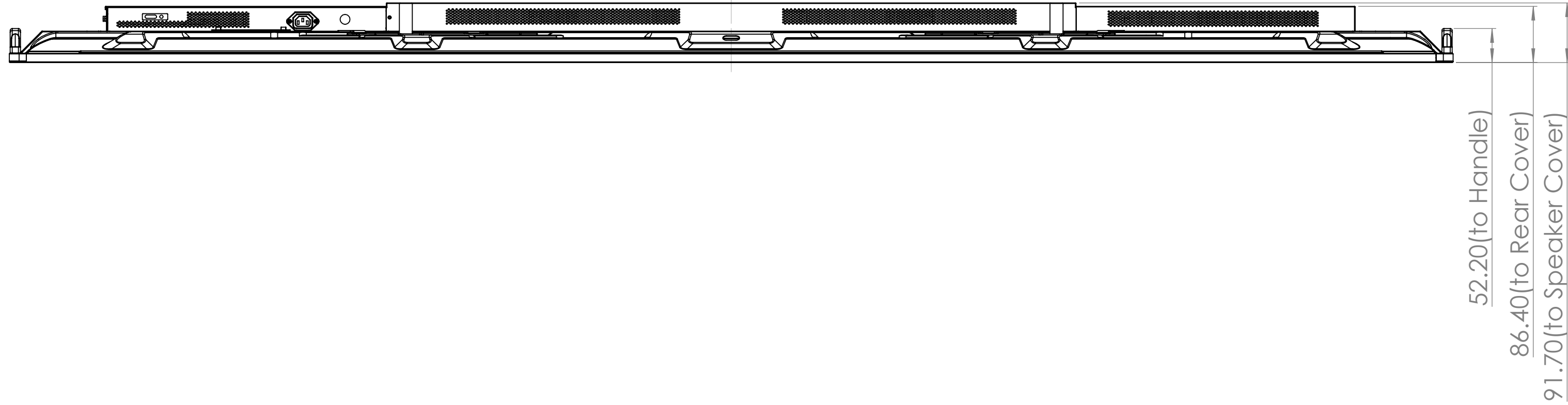



LCD Panel SUHD98-V3
(135-054100-XX)

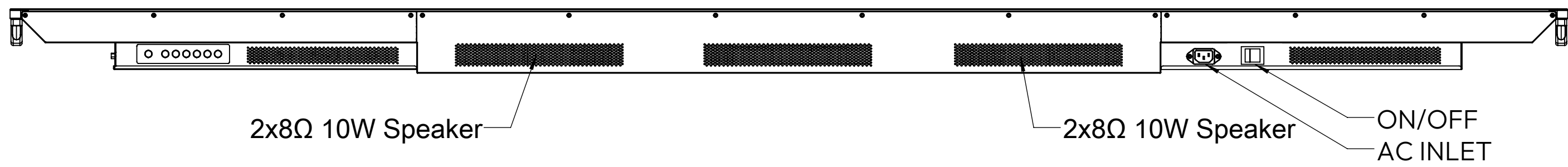


CONNECTOR LOCATIONS
ON THIS SIDE



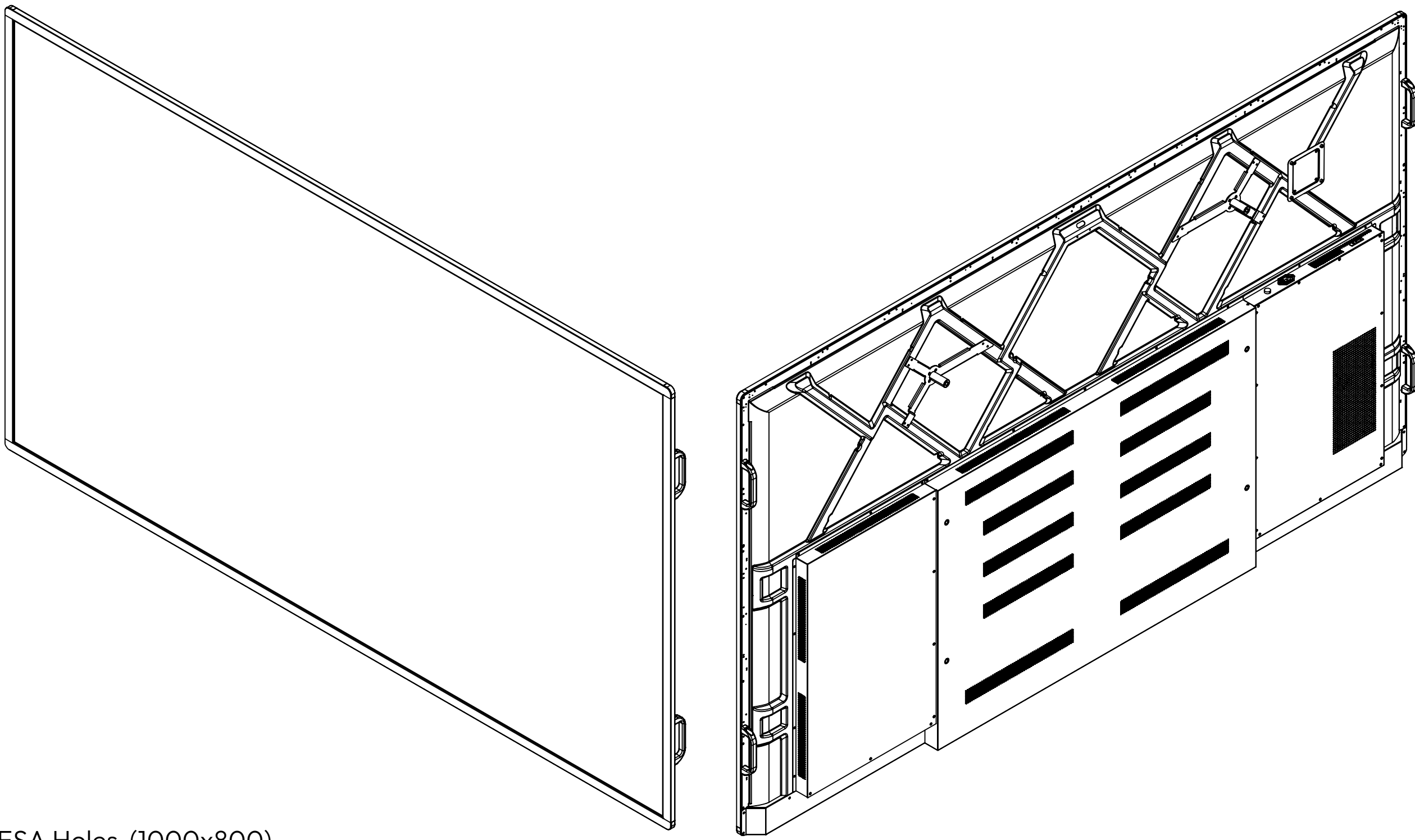
FRONT VIEW

LEFT VIEW

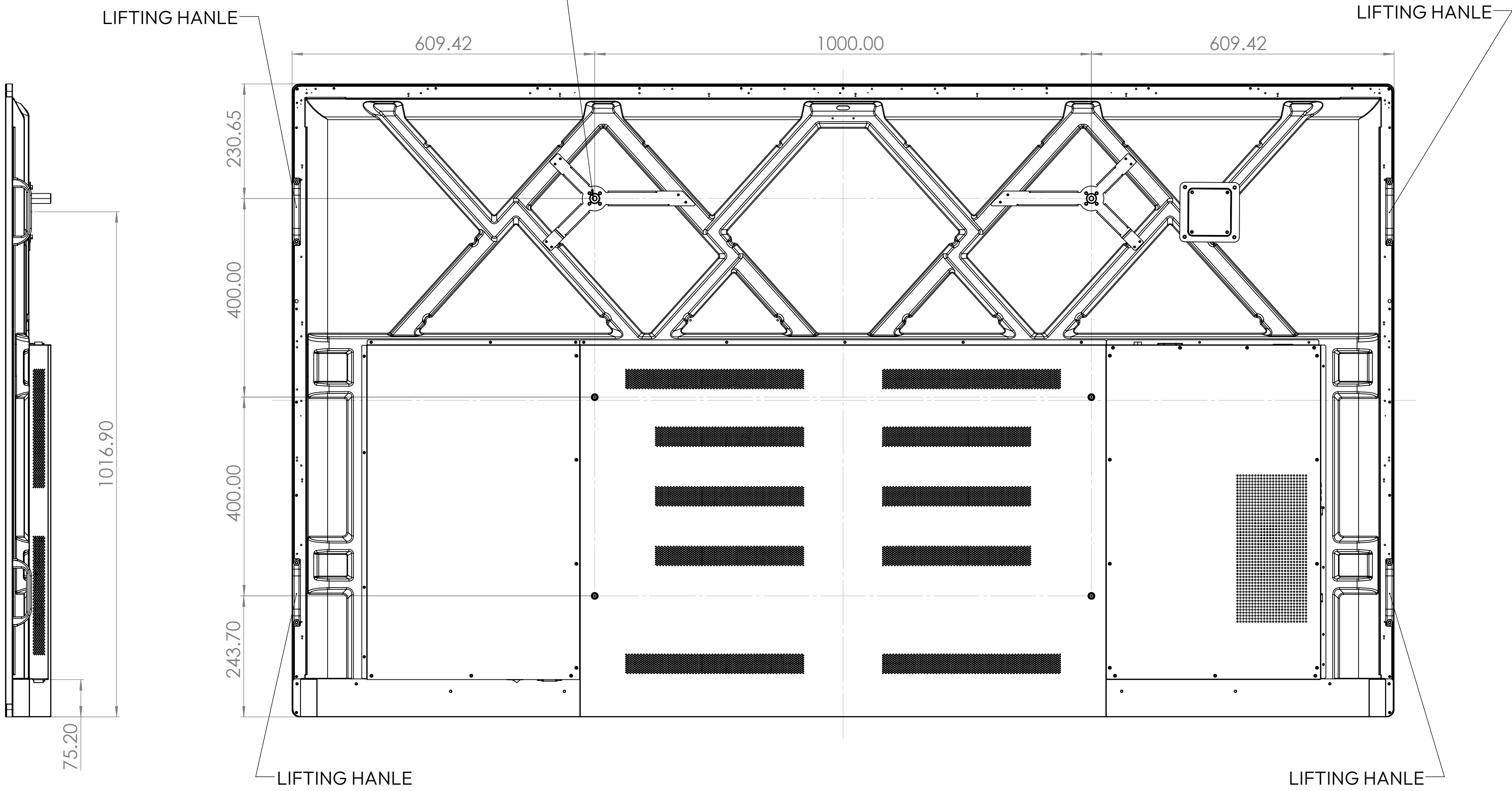


BOTTOM VIEW

GENERAL NOTES:
MASS: 67 + 17kg (147.7 lbs + 37.5 lbs)
AMBIENT AIR TEMPERATURE:0 - 40 °C (32-104 °F) MAX
MAX. POWER REQUIREMENTS: 100-240V~ 6.8A. 50/60Hz, 610W
TYPICAL POWER REQUIREMENTS: 440W
STANBY POWER CONSUMPTION: MAX. 0.5W(WAKE UP FROM DEEP SLEEP MODE)



4VESA Holes (1000x800)
M8(Pitch 1.25)
Depth:max 20mm



BACK VIEW

REVISION HISTORY OF:			
REV	DESCRIPTION OF CHANGE	BY	REV DATE

UNITS	INCHES	MILLIMETRES			
UNLESS OTHERWISE SPECIFIED					
INTERPRET DIMENSIONS AND TOLERANCES PER ASME Y14.5M-1994					
TOLERANCES APPLY AS SHOWN BELOW					
DECIMAL PLACES	INCHES	MILLIMETRES			
.XXX	± .003	± 0.08			
.XX	± .006	± 0.15			
.X	± .010	± 0.25			
ANGULAR DIMENSIONS			± 1.0°		
XX°			± 0.5°		
XX.X°			± 0.1°		

DRAWN BY: Roy	
DRAWN DATE: 06/12/2005	
APPROVED BY: SC	
APPROVAL DATE: 06/12/2005	

THIRD ANGLE PROJECTION	

NOT TO BE DISCLOSED OR REPRODUCED IN ANY MANNER WITHOUT THE WRITTEN PERMISSION OF CHRISTIE	

PART DESCRIPTION	
DWG Line SUHD98-V3	
REV: E	PART NUMBER: 020-002186-01
SCALE: 1:6	MASS: LBS (KG)
SHEET 1 OF 1	

CHRISTIE DIGITAL SYSTEMS USA, INC. CHRISTIE DIGITAL SYSTEMS CANADA, INC.	
01	